

# CERTIFICATE FI/41762

Our Ref. HEL-CERT230801344-01



**Product** Optocoupler  
**Type** See pages 2-14, for details  
**Trademark** EVERLIGHT  
**Certificate Holder** Everlight Electronics Co., Ltd.  
6-8, Zhonghua Road, Shulin, New Taipei City, 23860, Taiwan

**Technical information** 250Vrms

**Other information** The symbol "." in type designation may be blank, A-Z or numbers, and denote different pin shape.

**The product is certified according to the following standard(s)**  
EN 60335-1:2012 + A11:2014 + A13:2017 + A1:2019 + A14:2019 + A2:2019 + A15:2021  
EN 61347-1:2015 + A1:2021  
EN 62368-

This document is issued by the Company under its General Conditions of Service accessible at [http://www.sgs.com/terms\\_and\\_conditions.htm](http://www.sgs.com/terms_and_conditions.htm). Attention is drawn to the limitation of liability, indemnification and jurisdiction issues defined therein.

Any holder of this document is advised that information contained

sole responsibility is to its Client and this document does not exonerate parties to a transaction from exercising all their rights and obligations under the transaction documents. Any unauthorized alteration, forgery or falsification of the content or appearance of this document is unlawful and offenders may be prosecuted to the fullest extent of the law



**Manufacturer**

Everlight Electronics Co., Ltd.  
6-3, Zhonghua Road, Shulin, New Taipei City, 23160, Taiwan

**Manufacturing site**

Everlight Electronic (China) Co., Ltd.  
No. 2135 Zhong Shan North Road, Wujiang Economy Development Zone (Yun Xi Area), Songling Town, Wujiang City, Suzhou, 215200, Jiangsu, China

**Additional information**

The product has certificate P23226996/A1 issued by Nemko AS in accordance with the Nordic Certification Service system.

**Model/Type:**

EL817. /EL816. /EL819. /EL829. /EL826. /EL827. /EL717. /4N25. /4N26. /4N27. /4N28. /4N35. /4N36. /4N37. /4N38. /MCT2. /MCT2E. /MCT210. /CNY17-1. /CNY17-2. /CNY17-3. /CNY17-4. /MOC8111. /MOC8112. /MOC8113. /H11A1. /H11A2. /H11A3. /H11A4. /H11A5. /TIL111. /TIL117. /CNX35U.

Optocoupler. Minimum external creepage distance is measured to 7.7mm, minimum internal creepage distance is measured to 6.0mm and minimum distance through insulation is measured to 0.5mm. Tested for reinforced insulation. Thermal cycling test, 10 cycles. Each cycle: 68h in 110 degree C, 1h in 25 degree C, 2h in 0 degree C and 1h in 25 degree C. After the cycling test a humidity test for 48h in 93% relative humidity. Electric strength test between input and output 4800Vac/1 minute. Maximum operating temperature: 110°C. Tested for 5000m.

6N135. /6N136. /6N137. /6N138. /6N139. /EL2502. /EL250L. /EL2503. /EL4502. /EL4503. /EL2530. /EL253L. /EL2531. /EL4534. /EL2730. /EL2731. /EL2601. /EL260L. /EL2611. /EL261A. /EL261N. /EL2630. /EL263L. /EL263A. /EL263N. /EL2631. /EL4661. /EL4504.

High Speed Optocoupler. Minimum external creepage distance is measured to 8.0mm, minimum internal creepage distance is measured to 5.0mm and minimum distance through insulation is measured to 0.5mm. Tested for reinforced insulation. Thermal cycling test, 10 cycles. Each cycle: 68h in 100 degree C, 1h in 25 degree C, 2h in 0 degree C and 1h in 25 degree C. After the cycling test a humidity test for 48h in 93% relative humidity. Electric strength test between input and output 4800Vac/1 minute. Maximum operating temperature: 100°C







Additional information

ELT300X. / ELT302X. / ELT305X. / ELT306X. / ELT307X. / ELT308X. / ELT309X. / ELT310X. / ELT311X. / ELT312X. / ELT313X. / ELT314X. / ELT315X. / ELT316X. / ELT317X. / ELT318X. / ELT319X. / ELT320X. / ELT321X. / ELT322X. / ELT323X. / ELT324X. / ELT325X. / ELT326X. / ELT327X. / ELT328X. / ELT329X. / ELT330X. / ELT331X. / ELT332X. / ELT333X. / ELT334X. / ELT335X. / ELT336X. / ELT337X. / ELT338X. / ELT339X. / ELT340X. / ELT341X. / ELT342X. / ELT343X. / ELT344X. / ELT345X. / ELT346X. / ELT347X. / ELT348X. / ELT349X. / ELT350X. / ELT351X. / ELT352X. / ELT353X. / ELT354X. / ELT355X. / ELT356X. / ELT357X. / ELT358X. / ELT359X. / ELT360X. / ELT361X. / ELT362X. / ELT363X. / ELT364X. / ELT365X. / ELT366X. / ELT367X. / ELT368X. / ELT369X. / ELT370X. / ELT371X. / ELT372X. / ELT373X. / ELT374X. / ELT375X. / ELT376X. / ELT377X. / ELT378X. / ELT379X. / ELT380X. / ELT381X. / ELT382X. / ELT383X. / ELT384X. / ELT385X. / ELT386X. / ELT387X. / ELT388X. / ELT389X. / ELT390X. / ELT391X. / ELT392X. / ELT393X. / ELT394X. / ELT395X. / ELT396X. / ELT397X. / ELT398X. / ELT399X. / ELT400X.

Triac Optocoupler. Minimum external creepage distance is measured to 7.7mm, minimum internal creepage distance is measured to 6.0mm and minimum distance through insulation is measured to 0.5mm. Tested for reinforced insulation. Maximum operating temperature: 110°C. Thermal cycling test, 10 cycles. Each cycle: 68h in 110 degree C, 1h in 25 degree C, 2h in 0 degree C and 1h in 25 degree C. After the cycling test a humidity test for 48h in 93% relative humidity. Electric strength test between input and output 4800Vac/1 minute. Maximum operating temperature: 110 °C. Part no. (0,1,2,3,4).

ELS680.

High Speed Optocoupler . Minimum external creepage distance is measured to 8.4mm, minimum internal creepage distance is measured to 5.56mm and minimum distance through insulation is measured to 0.4mm. Tested for reinforced insulation. Thermal cycling test, 10 cycles. Each cycle: 68h in 100 degree C, 1h in 25degree C, 2h in 0 degree C and 1h in 25 degree C. After the cycling test a humidity test for 48h in 93% relative humidity. Electric strength test between input and output 4800Vac/1 minute. Maximum operating temperature: 100 °C.

ELS60U. / ELS61U. / ELS62U.

High Speed Optocoupler . Minimum external creepage distance is measured to 8.4mm, minimum internal creepage distance is measured to 5.56mm and minimum distance through insulation is measured to 0.4mm. Tested for reinforced insulation. Thermal cycling test, 10 cycles. Each cycle: 68h in 100 degree C, 1h in 25degree C, 2h in 0 degree C and 1h in 25 degree C. After the cycling test a humidity test for 48h in 93% relative humidity. Electric strength test between input and output 4800Vac/1 minute. Maximum operating temperature: 100 °C.

ELS500./ ELS501./ ELS511./ ELS050L./ ELS051L./ ELS052L./ ELS600./ ELS601./ ELS611./ ELS060L./ ELS061L./ ELS062L.

High Speed Optocoupler . Minimum external creepage distance is measured to 8.4mm, minimum internal creepage distance is measured to 5.56mm and minimum distance through insulation is measured to 0.4mm. Tested for reinforced insulation. Thermal cycling test, 10 cycles. Each cycle: 68h in 100 degree C, 1h in 25degree C, 2h in 0 degree C and 1h in 25 degree C. After the cycling test a humidity test for 48h in 93% relative humidity. Electric strength test between input and output 4800Vac/1 minute. Maximum operating temperature: 100 °C.





Additional information

High Speed Optocoupler. Minimum external creepage distance is measured to 5.0mm, minimum internal creepage distance is measured to 4.0mm and minimum distance through insulation is measured to 0.4mm. Tested for reinforced insulation. Maximum operating temperature: 100°C. Thermal cycling test, 10 cycles. Each cycle: 68h in 100 degree C, 1h in 25 degree C, 2h in 0 degree C and 1h in 25 degree C. After the cycling test a humidity test for 48h in 93% relative humidity. Electric strength test between input and output 4800Vac/1 minute.

ELM61U

High Speed Optocoupler. Minimum external creepage distance is measured to 5.0mm, minimum internal creepage distance is measured to 4.0mm and minimum distance through insulation is measured to 0.4mm. Tested for reinforced insulation. Maximum operating temperature: 100°C. Thermal cycling test, 10 cycles. Each cycle: 68h in 100 degree C, 1h in 25 degree C, 2h in 0 degree C and 1h in 25 degree C. After the cycling test a humidity test for 48h in 93% relative humidity. Electric strength test between input and output 4800Vac/1 minute

ELM60U

High Speed Optocoupler. Minimum external creepage distance is measured to 5.0mm, minimum internal creepage distance is measured to 4.0mm and minimum distance through insulation is measured to 0.4mm. Tested for reinforced insulation. Maximum operating temperature: 100°C. Thermal cycling test, 10 cycles. Each cycle: 68h in 100 degree C, 1h in 25 degree C, 2h in 0 degree C and 1h in 25 degree C. After the cycling test a humidity test for 48h in 93% relative humidity. Electric strength test between input and output 4800Vac/1 minute.

ELM460A / ELM840A / ELM860A / ELM425A

Solid State Relay. Minimum external creepage distance is measured to 5.7mm, minimum internal creepage distance is measured to 4.31mm and minimum distance through insulation is measured to 0.3mm. Tested for basic insulation. Thermal cycling test, 10 cycles. Each cycle: 68h in 125 degree C, 1h in 25 degree C, 2h in 0 degree C and 1h in 25 degree C. After the cycling test a humidity test for 48h in 93% relative humidity. Electric strength test between input and output 4800Vac/1 minute. Maximum operating temperature: 125 °C.

ELM456 / ELM61L / ELM680 / ELM511

High Speed Optocoupler. Minimum external creepage distance is measured to 5.0mm, minimum internal creepage distance is measured to 4.0mm and minimum distance through insulation is measured to 0.4mm. Tested for reinforced insulation. Maximum operating temperature: 100°C. Thermal cycling test, 10 cycles. Each cycle: 68h in 100 degree C, 1h in 25 degree C, 2h in 0 degree C and 1h in 25 degree C. After the cycling test a humidity test for 48h in 93% relative humidity. Electric strength test between input and output 4800Vac/1 minute.



Additional information

ELM611H. / ELM611H.

High Speed Optocoupler. Minimum external creepage distance is measured to 5.0mm, minimum internal creepage distance is measured to 4.0mm and minimum distance through insulation is measured to 0.4mm. Tested for reinforced insulation. Maximum operating temperature: 125°C. Thermal cycling test, 10 cycles. Each cycle: 68h in 125 degree C, 1h in 25 degree C, 2h in 0 degree C and 1h in 25 degree C. After the cycling test a humidity test for 48h in 93% relative humidity. Electric strength test between input and output 4800Vac/1 minute.

ELM452. / ELM453. / ELM600. / ELM601. / ELM611. / ELM452L. / ELM453L. / ELM600L. / ELM601L. / ELM611L. / ELM454. / ELM80L. / ELM81L.

High Speed Optocoupler. Minimum external creepage distance is measured to 5.0mm, minimum internal creepage distance is measured to 4.0mm and minimum distance through insulation is measured to 0.4mm. Tested for reinforced insulation. Maximum operating temperature: 100°C. Thermal cycling test, 10 cycles. Each cycle: 68h in 100 degree C, 1h in 25 degree C, 2h in 0 degree C and 1h in 25 degree C. After the cycling test a humidity test for 48h in 93% relative humidity. Electric strength test between input and output 4800Vac/1 minute.

ELM440A./ELM640A./ ELM660A. / ELM406A

Solid State Relay. Minimum external creepage distance is measured to 5.7mm, minimum internal creepage distance is measured to 4.31 mm and minimum distance through insulation is measured to 0.4mm. Tested for reinforced insulation. Thermal cycling test, 10 cycles. Each cycle: 68h in 125 degree C, 1h in 25 degree C, 2h in 0 degree C and 1h in 25 degree C. After the cycling test a humidity test for 48h in 93% relative humidity. Electric strength test between input and output 4800Vac/1 minute. Maximum operating temperature: 125 °C.

ELM312. / ELM315.

Optocoupler. Minimum external creepage distance is measured to 5.0mm, minimum internal creepage distance is measured to 4.0mm and minimum distance through insulation is measured to 0.4mm. Tested for reinforced insulation. Maximum operating temperature: 110°C. Thermal cycling test, 10 cycles. Each cycle: 68h in 110 degree C, 1h in 25 degree C, 2h in 0 degree C and 1h in 25 degree C. After the cycling test a humidity test for 48h in 93% relative humidity. Electric strength test between input and output 4800Vac/1 minute.





Additional information

Optocoupler. Minimum external creepage distance is measured to 8.0mm, minimum internal creepage distance is measured to 0.90mm and minimum distance through insulation is measured to 0.90mm. Tested for basic/supplementary insulation. Thermal cycling test, 10 cycles. Each cycle: 68h in 110 degree C, 1h in 25 degree C, 2h in 0 degree C and 1h in 25 degree C. After the cycling test a humidity test for 48h in 93% relative humidity. Electric strength test between input and output 4800Vac/1 minute. Maximum operating temperature: 110 °C.

ELL200.

Linear Optocoupler. Minimum external creepage distance is measured to 11.85mm, and minimum distance through insulation is measured to 1.0mm. Tested for reinforced insulation. Thermal cycling test, 10 cycles. Each cycle: 68h in 110 degree C, 1h in 25 degree C, 2h in 0 degree C and 1h in 25 degree C. After the cycling test a humidity test for 48h in 93% relative humidity. Electric strength test between input and output 4800Vac/1 minute. Maximum operating temperature: 110 °C.

ELD851. /ELD852. /4N29. /4N30. /4N31. /4N32. /4N33. /H11B1. /H11B2. /H11B3. /H11B255. /TIL113. /MOC119. /MOC8020. /MOC8021. /MOC8030. /MOC8050. /MOC8080. /EL301X. /EL302X. /EL305X. /EL307X. /EL303X. /EL304X. /EL306X. /EL308X. /EL3161. /EL3162. /EL3163. /H11L1. /H11L2.

Optocoupler. Minimum external creepage distance is measured to 7.7mm, minimum internal creepage distance is measured to 5.5mm and minimum distance through insulation is measured to 0.5mm. Tested for reinforced insulation. Thermal cycling test, 10 cycles. Each cycle: 68h in 100 degree C, 1h in 25degree C, 2h in 0 degree C and 1h in 25 degree C. After the cycling test a humidity test for 48h in 93% relative humidity. Electric strength test between input and output 4800Vac/1 minute.

X = Part no. (0,1,2,3,4).

ELD3H5. / ELD3H6. / ELD3H7. / ELD3H4. / ELQ3H4. / ELQ3H5. / ELQ3H7. / ELM314.

Optocoupler. Minimum external creepage distance is measured to 5.0mm, minimum internal creepage distance is measured to 4.0mm and minimum distance through insulation is measured to 0.4mm. Tested for reinforced insulation. Maximum operating temperature: 110°C. Thermal cycling test, 10 cycles. Each cycle: 68h in 110 degree C, 1h in 25 degree C, 2h in 0 degree C and 1h in 25 degree C. After the cycling test a humidity test for 48h in 93% relative humidity. Electric strength test between input and output 4800Vac/1 minute.



Additional info

EL844. / EL845.

Optocoupler. Minimum external creepage distance is measured to 8.0mm, minimum internal creepage distance is measured to 5.1mm and minimum distance through insulation is measured to 0.5mm. Tested for reinforced insulation. Thermal cycling test, 10 cycles. Each cycle: 68h in 110 degree C, 1h in 25 degree C, 2h in 0 degree C and 1h in 25 degree C. After the cycling test a humidity test for 48h in 93% relative humidity. Electric strength tests, between input and output 4800Vac/1 minute. Maximum operating temperature: 110°C

EL817H.

Optocoupler. Minimum external creepage distance is measured to 7.7mm, minimum internal creepage distance is measured to 6.0mm and minimum distance through insulation is measured to 0.5mm. Tested for reinforced insulation. Thermal cycling test, 10 cycles. Each cycle: 68h in 125 degree C, 1h in 25 degree C, 2h in 0 degree C and 1h in 25 degree C. After the cycling test a humidity test for 48h in 93% relative humidity. Electric strength test between input and output 4800Vac/1 minute. Maximum operating temperature: 125°C

EL815. / EL814. / EL824. / EL825.

Optocoupler. Minimum external creepage distance is measured to 7.9mm, minimum internal creepage distance is measured to 6.0mm and minimum distance through insulation is measured to 0.5mm. Tested for reinforced insulation. Thermal cycling test, 10 cycles. Each cycle: 68h in 110 degree C, 1h in 25 degree C, 2h in 0 degree C and 1h in 25 degree C. After the cycling test a humidity test for 48h in 93% relative humidity. Electric strength test between input and output 4800Vac/1 minute. Maximum operating temperature: 110°C

EL806A. /EL810A. /EL820A. /EL825A. /EL835A. /EL840A. /EL860A. /EL860A-V / EL406A. /EL410A. /EL420A. /EL425A. /EL435A. /EL440A. /EL460A. /EL606A. /EL610A. /EL620A. /EL625A. /EL635A. /EL640A. /EL660A.

Solid State Relay. Minimum external creepage distance is measured to 7.7mm, minimum internal creepage distance is measured to 6.0mm and minimum distance through insulation is measured to 0.5mm. Tested for reinforced insulation. Maximum operating temperature: 125°C. Thermal cycling test, 10 cycles. Each cycle: 68h in 125 degree C, 1h in 25 degree C, 2h in 0 degree C and 1h in 25 degree C. After the cycling test a humidity test for 48h in 93% relative humidity. Electric strength test between input and output 4800Vac/1 minute.

This document is issued by the Company under its General Conditions of Service accessible at [http://www.sgs.com/terms\\_and\\_conditions.htm](http://www.sgs.com/terms_and_conditions.htm). Attention is drawn to the limitation of liability, indemnification and jurisdiction issues defined therein.

Any holder of this document is advised that information contained

sole responsibility is to its Client and this document does not exonerate parties to a transaction from exercising all their rights and obligations under the transaction documents. Any unauthorized alteration, forgery or falsification of the content or appearance of this document is unlawful and offenders may be prosecuted to the fullest extent of the law





Additional info

./EL354. /EL355. /EL356. /EL357. /EL358. /EL359. /EL121. /EL124. /EL2701. /EL2705. /EL357N. /EL356N. /EL121N. /EL124N. /EL2701N. /EL354N. /EL2705N. /EL3H7. /EL281. /EL3H4. /EL280. /EL3H71. /ELM301X. /ELM302X. /ELM305X. /ELM307X. /ELM303X. /ELM304X. /ELM306X. /ELM308X.

Optocoupler. Minimum external creepage distance is measured to 5.0mm, minimum internal creepage distance is measured to 4.0mm and minimum distance through insulation is measured to 0.4mm. Tested for reinforced insulation. Thermal cycling test, 10 cycles. Each cycle: 68h in 110 degree C, 1h in 25 degree C, 2h in 0 degree C and 1h in 25 degree C. After the cycling test a humidity test for 48h in 93% relative humidity. Electric strength test between input and output 4800Vac/1 minute.

%

X = Part no. (0,1,2,3,4).

EL2514.

Optocoupler. Minimum external creepage distance is measured to 7.7mm, minimum internal creepage distance is measured to 6.0mm and minimum distance through insulation is measured to 0.5mm. Tested for reinforced insulation. Thermal cycling test, 10 cycles. Each cycle: 68h in 110 degree C, 1h in 25 degree C, 2h in 0 degree C and 1h in 25 degree C. After the cycling test a humidity test for 48h in 93% relative humidity. Electric strength test between input and output 4800Vac/1 minute. Maximum operating temperature: 110°C. Tested for 5000m.

EL2200. / EL2212. / EL2231. / EL2201. / EL2202. / EL2219. / EL2211. / EL2232.

High Speed Optocoupler. Minimum external creepage distance is measured to 8.2mm, minimum internal creepage distance is measured to 5.1mm and minimum distance through insulation is measured to 0.5mm. Tested for reinforced insulation. Thermal cycling test, 10 cycles. Each cycle: 68h in 100 degree C, 1h in 25 degree C, 2h in 0 degree C and 1h in 25 degree C. After the cycling test a humidity test for 48h in 93% relative humidity. Electric strength tests, between input and output 4800Vac/1 minute. Maximum operating temperature: 100°C

EL205. / EL206. / EL207. / EL208. / EL211. / EL212. / EL213. / EL215. /EL216. / EL217. / ELD207. / ELD208. / ELD213. / ELD217. / ELD205. /ELD206. /ELD211.

Optocoupler. Minimum external creepage distance is measured to 4.4mm, minimum internal creepage distance is measured to 3.5mm and minimum distance through insulation is measured to 0.4mm. Tested for basic and supplementary insulation. Thermal cycling test, 10 cycles. Each cycle: 68h in 110 degree C, 1h in 25 degree C, 2h in 0 degree C and 1h in 25 degree C. After the cycling test a humidity test for 48h in 93% relative humidity. Electric strength test between input and output 2400Vac/1 minute. Maximum operating temperature: 110°C



Additional info

EL101L. / EL101X. / EL101Y. / EL101Z. / EL101A. / EL101B. / EL101C. / EL101D. / EL101E. / EL101F. / EL101G. / EL101H. / EL101I. / EL101J. / EL101K. / EL101L. / EL101M. / EL101N. / EL101O. / EL101P. / EL101Q. / EL101R. / EL101S. / EL101T. / EL101U. / EL101V. / EL101W. / EL101X. / EL101Y. / EL101Z. / EL101AA. / EL101AB. / EL101AC. / EL101AD. / EL101AE. / EL101AF. / EL101AG. / EL101AH. / EL101AI. / EL101AJ. / EL101AK. / EL101AL. / EL101AM. / EL101AN. / EL101AO. / EL101AP. / EL101AQ. / EL101AR. / EL101AS. / EL101AT. / EL101AU. / EL101AV. / EL101AW. / EL101AX. / EL101AY. / EL101AZ. / EL101BA. / EL101BB. / EL101BC. / EL101BD. / EL101BE. / EL101BF. / EL101BG. / EL101BH. / EL101BI. / EL101BJ. / EL101BK. / EL101BL. / EL101BM. / EL101BN. / EL101BO. / EL101BP. / EL101BQ. / EL101BR. / EL101BS. / EL101BT. / EL101BU. / EL101BV. / EL101BW. / EL101BX. / EL101BY. / EL101BZ. / EL101CA. / EL101CB. / EL101CC. / EL101CD. / EL101CE. / EL101CF. / EL101CG. / EL101CH. / EL101CI. / EL101CJ. / EL101CK. / EL101CL. / EL101CM. / EL101CN. / EL101CO. / EL101CP. / EL101CQ. / EL101CR. / EL101CS. / EL101CT. / EL101CU. / EL101CV. / EL101CW. / EL101CX. / EL101CY. / EL101CZ. / EL101DA. / EL101DB. / EL101DC. / EL101DD. / EL101DE. / EL101DF. / EL101DG. / EL101DH. / EL101DI. / EL101DJ. / EL101DK. / EL101DL. / EL101DM. / EL101DN. / EL101DO. / EL101DP. / EL101DQ. / EL101DR. / EL101DS. / EL101DT. / EL101DU. / EL101DV. / EL101DW. / EL101DX. / EL101DY. / EL101DZ. / EL101EA. / EL101EB. / EL101EC. / EL101ED. / EL101EE. / EL101EF. / EL101EG. / EL101EH. / EL101EI. / EL101EJ. / EL101EK. / EL101EL. / EL101EM. / EL101EN. / EL101EO. / EL101EP. / EL101EQ. / EL101ER. / EL101ES. / EL101ET. / EL101EU. / EL101EV. / EL101EW. / EL101EX. / EL101EY. / EL101EZ. / EL101FA. / EL101FB. / EL101FC. / EL101FD. / EL101FE. / EL101FF. / EL101FG. / EL101FH. / EL101FI. / EL101FJ. / EL101FK. / EL101FL. / EL101FM. / EL101FN. / EL101FO. / EL101FP. / EL101FQ. / EL101FR. / EL101FS. / EL101FT. / EL101FU. / EL101FV. / EL101FW. / EL101FX. / EL101FY. / EL101FZ. / EL101GA. / EL101GB. / EL101GC. / EL101GD. / EL101GE. / EL101GF. / EL101GG. / EL101GH. / EL101GI. / EL101GJ. / EL101GK. / EL101GL. / EL101GM. / EL101GN. / EL101GO. / EL101GP. / EL101GQ. / EL101GR. / EL101GS. / EL101GT. / EL101GU. / EL101GV. / EL101GW. / EL101GX. / EL101GY. / EL101GZ. / EL101HA. / EL101HB. / EL101HC. / EL101HD. / EL101HE. / EL101HF. / EL101HG. / EL101HH. / EL101HI. / EL101HJ. / EL101HK. / EL101HL. / EL101HM. / EL101HN. / EL101HO. / EL101HP. / EL101HQ. / EL101HR. / EL101HS. / EL101HT. / EL101HU. / EL101HV. / EL101HW. / EL101HX. / EL101HY. / EL101HZ. / EL101IA. / EL101IB. / EL101IC. / EL101ID. / EL101IE. / EL101IF. / EL101IG. / EL101IH. / EL101II. / EL101IJ. / EL101IK. / EL101IL. / EL101IM. / EL101IN. / EL101IO. / EL101IP. / EL101IQ. / EL101IR. / EL101IS. / EL101IT. / EL101IU. / EL101IV. / EL101IW. / EL101IX. / EL101IY. / EL101IZ. / EL101JA. / EL101JB. / EL101JC. / EL101JD. / EL101JE. / EL101JF. / EL101JG. / EL101JH. / EL101JI. / EL101JJ. / EL101JK. / EL101JL. / EL101JM. / EL101JN. / EL101JO. / EL101JP. / EL101JQ. / EL101JR. / EL101JS. / EL101JT. / EL101JU. / EL101JV. / EL101JW. / EL101JX. / EL101JY. / EL101JZ. / EL101KA. / EL101KB. / EL101KC. / EL101KD. / EL101KE. / EL101KF. / EL101KG. / EL101KH. / EL101KI. / EL101KJ. / EL101KK. / EL101KL. / EL101KM. / EL101KN. / EL101KO. / EL101KP. / EL101KQ. / EL101KR. / EL101KS. / EL101KT. / EL101KU. / EL101KV. / EL101KW. / EL101KX. / EL101KY. / EL101KZ. / EL101LA. / EL101LB. / EL101LC. / EL101LD. / EL101LE. / EL101LF. / EL101LG. / EL101LH. / EL101LI. / EL101LJ. / EL101LK. / EL101LL. / EL101LM. / EL101LN. / EL101LO. / EL101LP. / EL101LQ. / EL101LR. / EL101LS. / EL101LT. / EL101LU. / EL101LV. / EL101LW. / EL101LX. / EL101LY. / EL101LZ. / EL101MA. / EL101MB. / EL101MC. / EL101MD. / EL101ME. / EL101MF. / EL101MG. / EL101MH. / EL101MI. / EL101MJ. / EL101MK. / EL101ML. / EL101MN. / EL101MO. / EL101MP. / EL101MQ. / EL101MR. / EL101MS. / EL101MT. / EL101MU. / EL101MV. / EL101MW. / EL101MX. / EL101MY. / EL101MZ. / EL101NA. / EL101NB. / EL101NC. / EL101ND. / EL101NE. / EL101NF. / EL101NG. / EL101NH. / EL101NI. / EL101NJ. / EL101NK. / EL101NL. / EL101NM. / EL101NO. / EL101NP. / EL101NQ. / EL101NR. / EL101NS. / EL101NT. / EL101NU. / EL101NV. / EL101NW. / EL101NX. / EL101NY. / EL101NZ. / EL101OA. / EL101OB. / EL101OC. / EL101OD. / EL101OE. / EL101OF. / EL101OG. / EL101OH. / EL101OI. / EL101OJ. / EL101OK. / EL101OL. / EL101OM. / EL101ON. / EL101OO. / EL101OP. / EL101OQ. / EL101OR. / EL101OS. / EL101OT. / EL101OU. / EL101OV. / EL101OW. / EL101OX. / EL101OY. / EL101OZ. / EL101PA. / EL101PB. / EL101PC. / EL101PD. / EL101PE. / EL101PF. / EL101PG. / EL101PH. / EL101PI. / EL101PJ. / EL101PK. / EL101PL. / EL101PM. / EL101PN. / EL101PO. / EL101PP. / EL101PQ. / EL101PR. / EL101PS. / EL101PT. / EL101PU. / EL101PV. / EL101PW. / EL101PX. / EL101PY. / EL101PZ. / EL101QA. / EL101QB. / EL101QC. / EL101QD. / EL101QE. / EL101QF. / EL101QG. / EL101QH. / EL101QI. / EL101QJ. / EL101QK. / EL101QL. / EL101QM. / EL101QN. / EL101QO. / EL101QP. / EL101QQ. / EL101QR. / EL101QS. / EL101QT. / EL101QU. / EL101QV. / EL101QW. / EL101QX. / EL101QY. / EL101QZ. / EL101RA. / EL101RB. / EL101RC. / EL101RD. / EL101RE. / EL101RF. / EL101RG. / EL101RH. / EL101RI. / EL101RJ. / EL101RK. / EL101RL. / EL101RM. / EL101RN. / EL101RO. / EL101RP. / EL101RQ. / EL101RR. / EL101RS. / EL101RT. / EL101RU. / EL101RV. / EL101RW. / EL101RX. / EL101RY. / EL101RZ. / EL101SA. / EL101SB. / EL101SC. / EL101SD. / EL101SE. / EL101SF. / EL101SG. / EL101SH. / EL101SI. / EL101SJ. / EL101SK. / EL101SL. / EL101SM. / EL101SN. / EL101SO. / EL101SP. / EL101SQ. / EL101SR. / EL101SS. / EL101ST. / EL101SU. / EL101SV. / EL101SW. / EL101SX. / EL101SY. / EL101SZ. / EL101TA. / EL101TB. / EL101TC. / EL101TD. / EL101TE. / EL101TF. / EL101TG. / EL101TH. / EL101TI. / EL101TJ. / EL101TK. / EL101TL. / EL101TM. / EL101TN. / EL101TO. / EL101TP. / EL101TQ. / EL101TR. / EL101TS. / EL101TT. / EL101TU. / EL101TV. / EL101TW. / EL101TX. / EL101TY. / EL101TZ. / EL101UA. / EL101UB. / EL101UC. / EL101UD. / EL101UE. / EL101UF. / EL101UG. / EL101UH. / EL101UI. / EL101UJ. / EL101UK. / EL101UL. / EL101UM. / EL101UN. / EL101UO. / EL101UP. / EL101UQ. / EL101UR. / EL101US. / EL101UT. / EL101UU. / EL101UV. / EL101UW. / EL101UX. / EL101UY. / EL101UZ. / EL101VA. / EL101VB. / EL101VC. / EL101VD. / EL101VE. / EL101VF. / EL101VG. / EL101VH. / EL101VI. / EL101VJ. / EL101VK. / EL101VL. / EL101VM. / EL101VN. / EL101VO. / EL101VP. / EL101VQ. / EL101VR. / EL101VS. / EL101VT. / EL101VU. / EL101VV. / EL101VW. / EL101VX. / EL101VY. / EL101VZ. / EL101WA. / EL101WB. / EL101WC. / EL101WD. / EL101WE. / EL101WF. / EL101WG. / EL101WH. / EL101WI. / EL101WJ. / EL101WK. / EL101WL. / EL101WM. / EL101WN. / EL101WO. / EL101WP. / EL101WQ. / EL101WR. / EL101WS. / EL101WT. / EL101WU. / EL101WV. / EL101WW. / EL101WX. / EL101WY. / EL101WZ. / EL101XA. / EL101XB. / EL101XC. / EL101XD. / EL101XE. / EL101XF. / EL101XG. / EL101XH. / EL101XI. / EL101XJ. / EL101XK. / EL101XL. / EL101XM. / EL101XN. / EL101XO. / EL101XP. / EL101XQ. / EL101XR. / EL101XS. / EL101XT. / EL101XU. / EL101XV. / EL101XW. / EL101XX. / EL101XY. / EL101XZ. / EL101YA. / EL101YB. / EL101YC. / EL101YD. / EL101YE. / EL101YF. / EL101YG. / EL101YH. / EL101YI. / EL101YJ. / EL101YK. / EL101YL. / EL101YM. / EL101YN. / EL101YO. / EL101YP. / EL101YQ. / EL101YR. / EL101YS. / EL101YT. / EL101YU. / EL101YV. / EL101YW. / EL101YX. / EL101YY. / EL101YZ. / EL101ZA. / EL101ZB. / EL101ZC. / EL101ZD. / EL101ZE. / EL101ZF. / EL101ZG. / EL101ZH. / EL101ZI. / EL101ZJ. / EL101ZK. / EL101ZL. / EL101ZM. / EL101ZN. / EL101ZO. / EL101ZP. / EL101ZQ. / EL101ZR. / EL101ZS. / EL101ZT. / EL101ZU. / EL101ZV. / EL101ZW. / EL101ZX. / EL101ZY. / EL101ZZ.

Optocoupler. Minimum external creepage distance is measured to 8.1mm, minimum internal creepage distance is measured to 5.2mm and minimum distance through insulation is measured to 0.4mm. Tested for reinforced insulation. Thermal cycling test, 10 cycles. Each cycle: 68h in 110 degree C, 1h in 25degree C, 2h in 0 degree C and 1h in 25 degree C. After the cycling test a humidity test for 48h in 93% relative humidity. Electric strength test between input and output 4800Vac/1 minute. Maximum operating temperature: 110°C. The suffix X = Part no. (0,1,2,3,4,5,6,7,8,9) Tested for 5000m.

EL101XH. Optocoupler. Minimum external creepage distance is measured to 8.1mm, minimum internal creepage distance is measured to 5.2mm and minimum distance through insulation is measured to 0.4mm. Tested for reinforced insulation. Thermal cycling test, 10 cycles. Each cycle: 68h in 125 degree C, 1h in 25degree C, 2h in 0 degree C and 1h in 25 degree C. After the cycling test a humidity test for 48h in 93% relative humidity. Electric strength test between input and output 4800Vac/1 minute. X = Part no. (0,1,2,3,4,5,6,7,8,9)

EL080L / EL081L / EL083L / EL086L High Speed Optocoupler . Minimum external creepage distance is measured to 4.4mm, minimum internal creepage distance is measured to 3.5mm and minimum distance through insulation is measured to 0.4mm. Tested for basic and supplementary insulation. Thermal cycling test, 10 cycles. Each cycle: 68h in 100 degree C, 1h in 25degree C, 2h in 0 degree C and 1h in 25 degree C. After the cycling test a humidity test for 48h in 93% relative humidity. Electric strength test between input and output 2400Vac/1 minute. Maximum operating temperature: 100°C. in type denotes X = Part no. (0,1,L,A,N).

EL0500 / EL0501. / EL0452. / EL0453. / EL0454. / EL0600. / EL0601. / EL0611. / EL0700. / EL050L. / EL060L. / EL0701. / EL061A. / EL061N. / EL0551. / EL0530. / EL0531. / EL0533. / EL063X. / EL0661. / EL0730. / EL0731. / EL053L. High Speed Optocoupler . Minimum external creepage distance is measured to 4.4mm, minimum internal creepage distance is measured to 3.5mm and minimum distance through insulation is measured to 0.4mm. Tested for basic and supplementary insulation. Thermal cycling test, 10 cycles. Each cycle: 68h in 100 degree C, 1h in 25degree C, 2h in 0 degree C and 1h in 25 degree C. After the cycling test a humidity test for 48h in 93% relative humidity. Electric strength test between input and output 2400Vac/1 minute. Maximum operating temperature: 100°C.

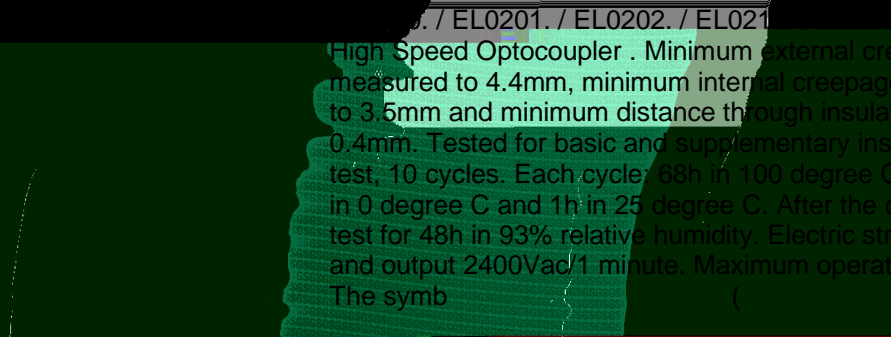
This document is issued by the Company under its General Conditions of Service accessible at [http://www.sgs.com/terms\\_and\\_conditions.htm](http://www.sgs.com/terms_and_conditions.htm). Attention is drawn to the limitation of liability, indemnification and jurisdiction issues defined therein.

Any holder of this document is advised that information contained

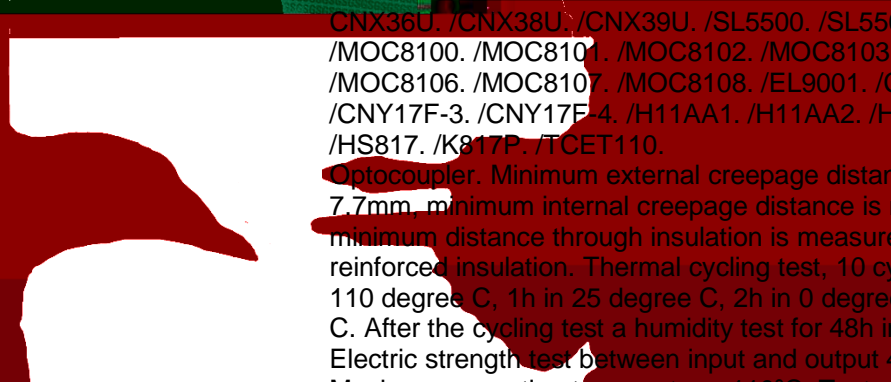
sole responsibility is to its Client and this document does not exonerate parties to a transaction from exercising all their rights and obligations under the transaction documents. Any unauthorized alteration, forgery or falsification of the content or appearance of this document is unlawful and offenders may be prosecuted to the fullest extent of the law



Additional info




High Speed Optocoupler . Minimum external creepage distance is measured to 4.4mm, minimum internal creepage distance is measured to 3.5mm and minimum distance through insulation is measured to 0.4mm. Tested for basic and supplementary insulation. Thermal cycling test, 10 cycles. Each cycle: 68h in 100 degree C, 1h in 25degree C, 2h in 0 degree C and 1h in 25 degree C. After the cycling test a humidity test for 48h in 93% relative humidity. Electric strength test between input and output 2400Vac/1 minute. Maximum operating temperature: 100°C. The symb



CNX36U. /CNX38U. /CNX39U. /SL5500. /SL5501. /SL5504. /SL5511. /MOC8100. /MOC8101. /MOC8102. /MOC8103. /MOC8104. /MOC8105. /MOC8106. /MOC8107. /MOC8108. /EL9001. /CNY17F-1. /CNY17F-2. /CNY17F-3. /CNY17F-4. /H11AA1. /H11AA2. /H11AA3. /H11AA4. /HS817. /K817P. /TCET110. Optocoupler. Minimum external creepage distance is measured to 7.7mm, minimum internal creepage distance is measured to 6.0mm and minimum distance through insulation is measured to 0.5mm. Tested for reinforced insulation. Thermal cycling test, 10 cycles. Each cycle: 68h in 110 degree C, 1h in 25 degree C, 2h in 0 degree C and 1h in 25 degree C. After the cycling test a humidity test for 48h in 93% relative humidity. Electric strength test between input and output 4800Vac/1 minute. Maximum operating temperature: 110°C. Tested for 5000m.

As shown in the Test Report(s) No(s): REP008814



This document is issued by the Company under its General Conditions of Service accessible at [http://www.sgs.com/terms\\_and\\_conditions.htm](http://www.sgs.com/terms_and_conditions.htm). Attention is drawn to the limitation of liability, indemnification and jurisdiction issues defined therein.

Any holder of this document is advised that information contained

sole responsibility is to its Client and this document does not exonerate parties to a transaction from exercising all their rights and obligations under the transaction documents. Any unauthorized alteration, forgery or falsification of the content or appearance of this document is unlawful and offenders may be prosecuted to the fullest extent of the law